



US00D719282S

(12) **United States Design Patent**
Morin et al.

(10) **Patent No.:** **US D719,282 S**

(45) **Date of Patent:** **** Dec. 9, 2014**

(54) **LIGHT BULB**

(71) Applicants: **David Morin**, Salem, NH (US);
Matthew Sherman, Sharon, MA (US);
Terence Yeo, Boston, MA (US)

(72) Inventors: **David Morin**, Salem, NH (US);
Matthew Sherman, Sharon, MA (US);
Terence Yeo, Boston, MA (US)

(73) Assignee: **Fusion Optix, Inc.**, Woburn, MA (US)

(**) Term: **14 Years**

(21) Appl. No.: **29/461,821**

(22) Filed: **Jul. 28, 2013**

(51) **LOC (10) Cl.** **26-04**

(52) **U.S. Cl.**
USPC **D26/2**

(58) **Field of Classification Search**
USPC D26/1-4; 313/313, 315, 316, 317, 318,
313/493; 315/52, 53, 56, 57, 58

See application file for complete search history.

(56) **References Cited**

U.S. PATENT DOCUMENTS

D471,294 S *	3/2003	Bobel	D26/2
D487,939 S *	3/2004	Smith	D26/2
D494,688 S *	8/2004	Van de Ven et al.	D26/2
D499,820 S *	12/2004	Foo	D26/2
D500,872 S *	1/2005	Foo	D26/2
D534,665 S *	1/2007	Egawa et al.	D26/2
D634,451 S *	3/2011	de Visser	D26/2

* cited by examiner

Primary Examiner — Marcus Jackson

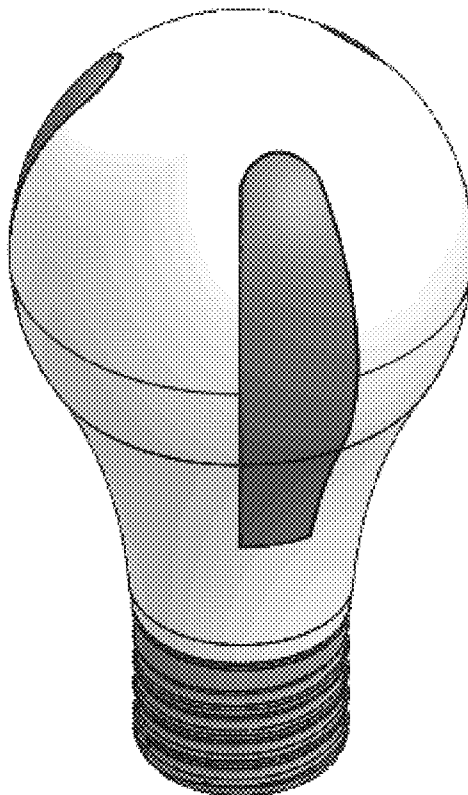
(57) **CLAIM**

The ornamental design for a light bulb, as shown.

DESCRIPTION

FIG. 1 is an elevated perspective view of the new light bulb.
FIG. 2 is a side view of the new light bulb.
FIG. 3 is a side view of the new light bulb.
FIG. 4 is a top view of the new light bulb; and,
FIG. 5 is a bottom view of the new light bulb.

1 Claim, 4 Drawing Sheets



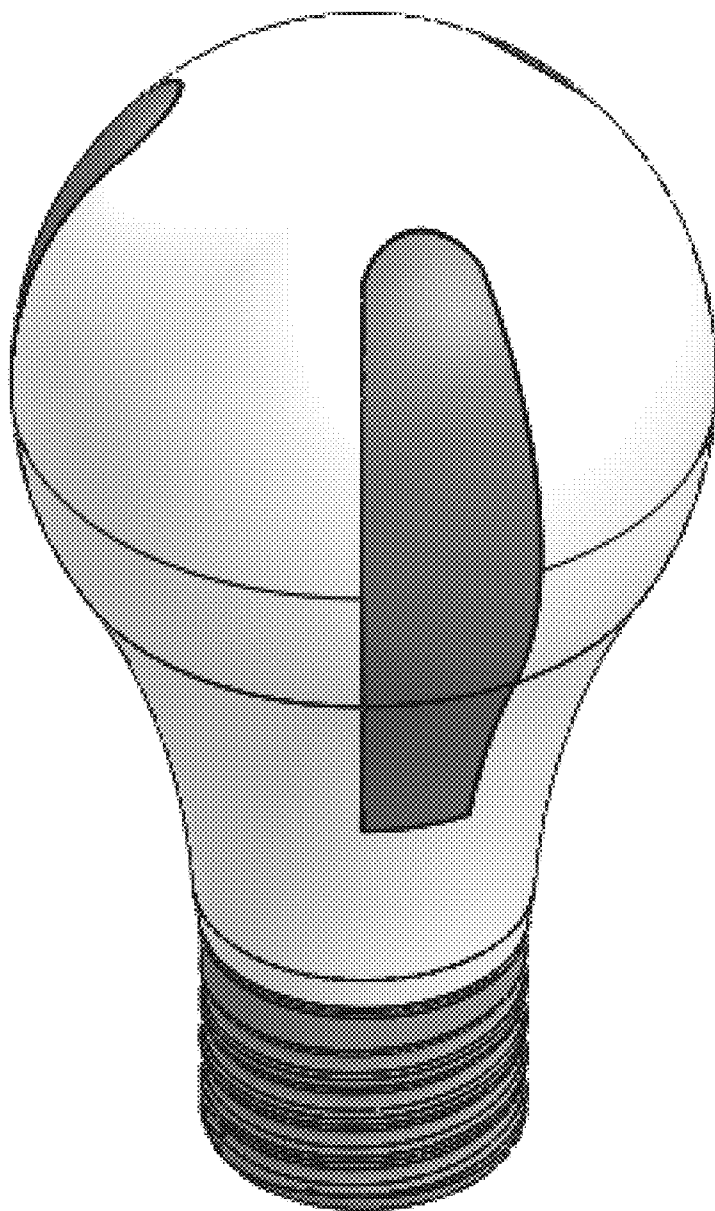


Figure 1

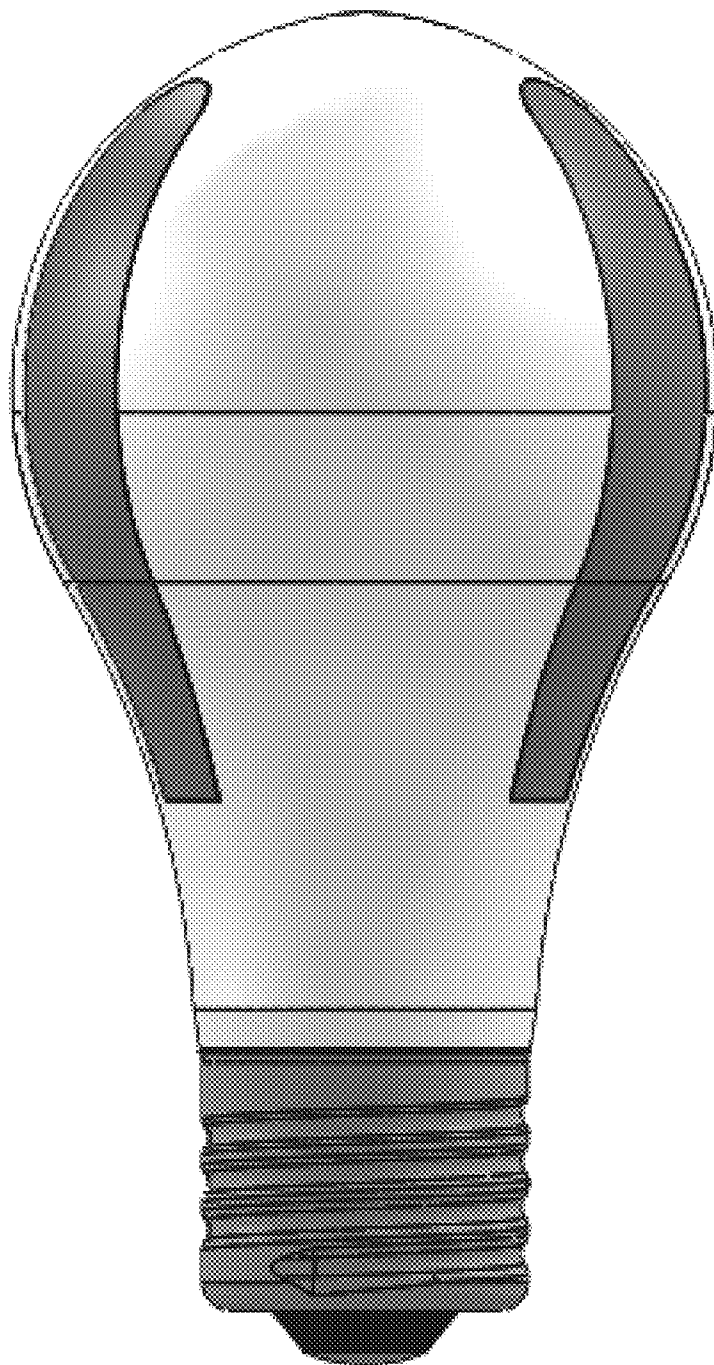


Figure 2

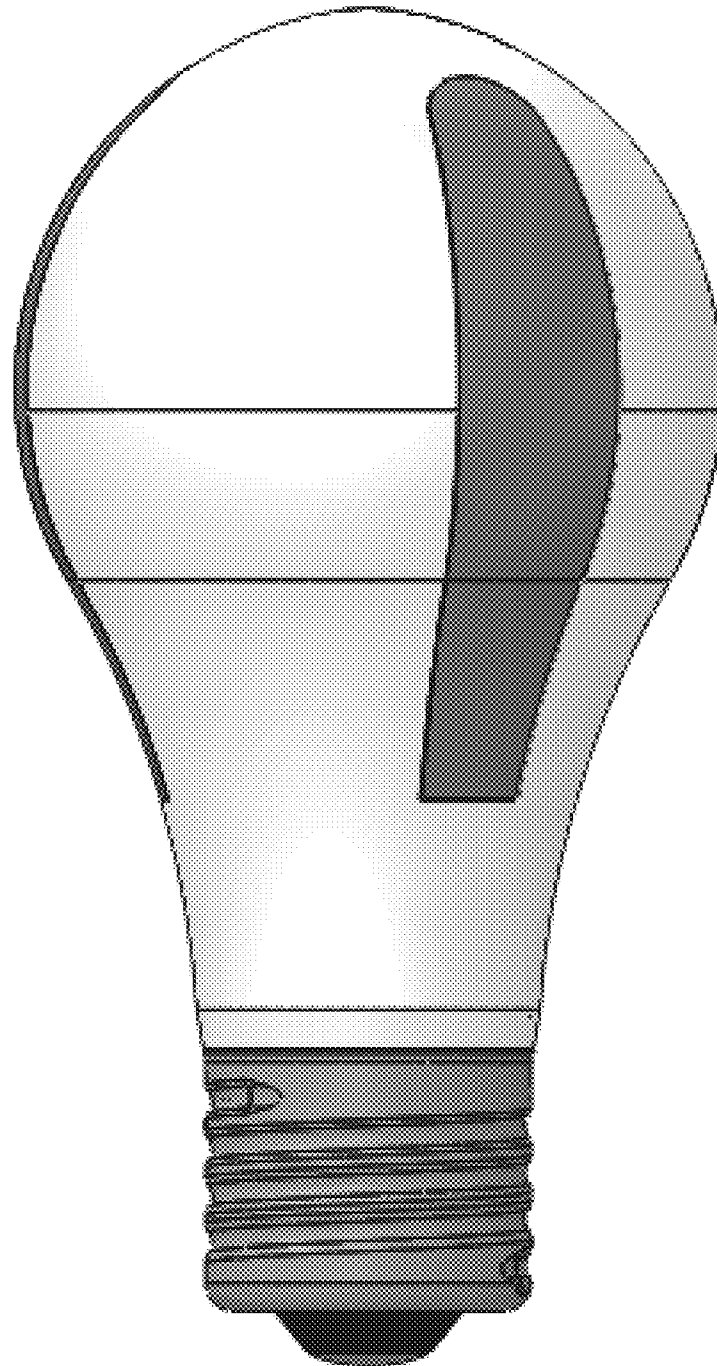


Figure 3

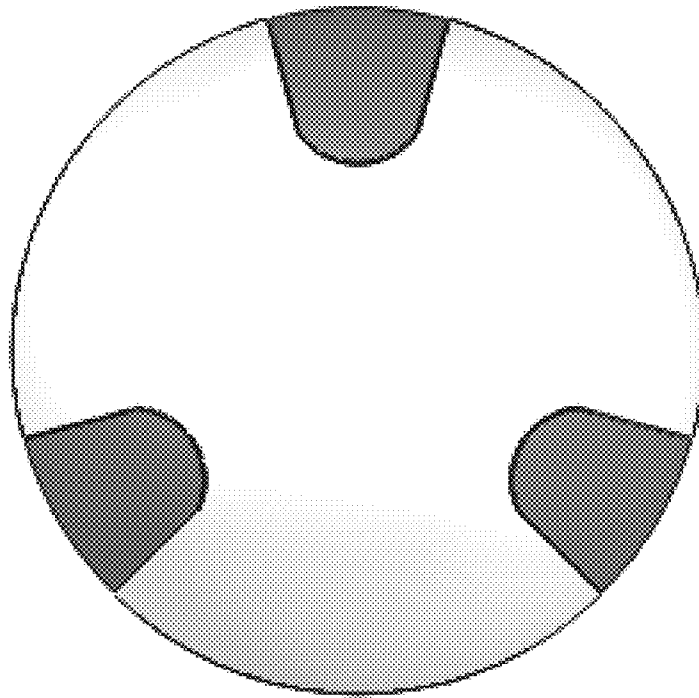


Figure 4

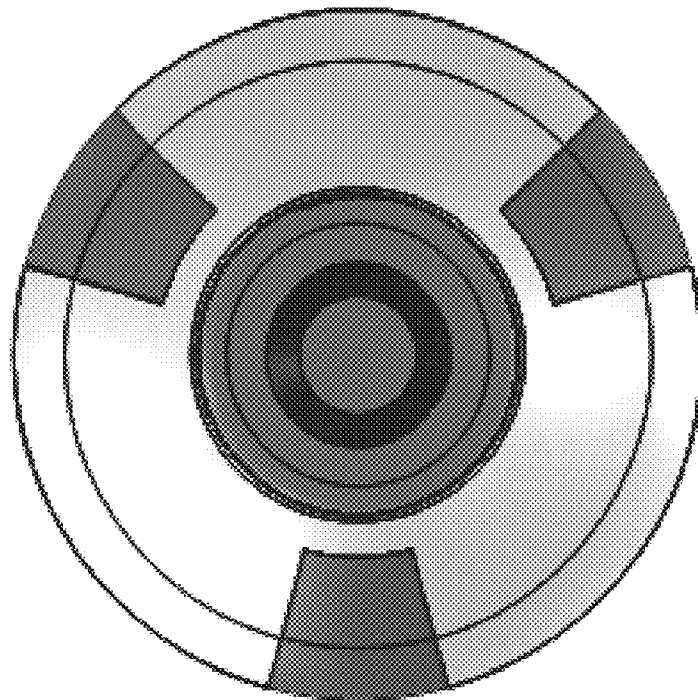


Figure 5