



US00D717973S

(12) **United States Design Patent**  
**Sherman et al.**

(10) **Patent No.:** **US D717,973 S**

(45) **Date of Patent:** **\*\* Nov. 18, 2014**

(54) **LIGHT BULB**

(71) Applicants: **Matthew Sherman**, Sharon, MA (US);  
**David Morin**, Salem, NH (US);  
**Timothy Kelly**, Brookline, MA (US);  
**Terence Yeo**, Boston, MA (US)

(72) Inventors: **Matthew Sherman**, Sharon, MA (US);  
**David Morin**, Salem, NH (US);  
**Timothy Kelly**, Brookline, MA (US);  
**Terence Yeo**, Boston, MA (US)

(73) Assignee: **Fusion Optix, Inc.**, Woburn, MA (US)

(\*\*) Term: **14 Years**

(21) Appl. No.: **29/453,480**

(22) Filed: **Apr. 30, 2013**

(51) **LOC (10) Cl.** ..... **26-04**

(52) **U.S. Cl.**  
USPC ..... **D26/2**

(58) **Field of Classification Search**  
USPC ..... D26/1-4; 313/313, 315, 316, 317, 318,  
313/493; 315/52, 53, 56, 57, 58  
See application file for complete search history.

(56) **References Cited**

U.S. PATENT DOCUMENTS

D508,575 S *	8/2005	Buschmann et al. ....	D26/2
D528,227 S *	9/2006	Chou et al. ....	D26/2
D531,741 S *	11/2006	Takahashi ....	D26/2
D538,953 S *	3/2007	Mama ....	D26/2
D689,634 S *	9/2013	Tsai ....	D26/2

\* cited by examiner

*Primary Examiner* — Marcus Jackson

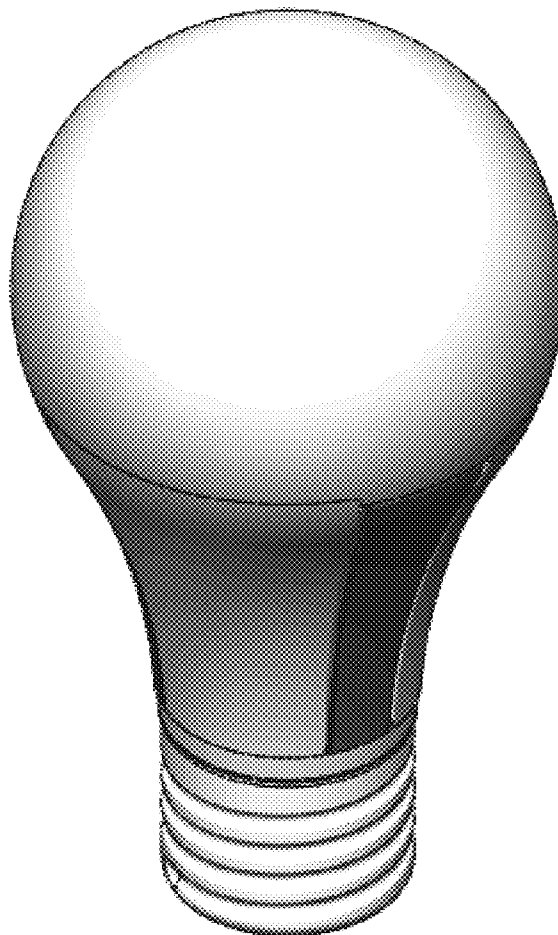
(57) **CLAIM**

The ornamental design for a light bulb, as shown.

**DESCRIPTION**

FIG. 1 is an elevated perspective view of the new light bulb.  
FIG. 2 is a side view of the new light bulb.  
FIG. 3 is a top view of the new light bulb; and,  
FIG. 4 is a bottom view of the new light bulb.

**1 Claim, 4 Drawing Sheets**



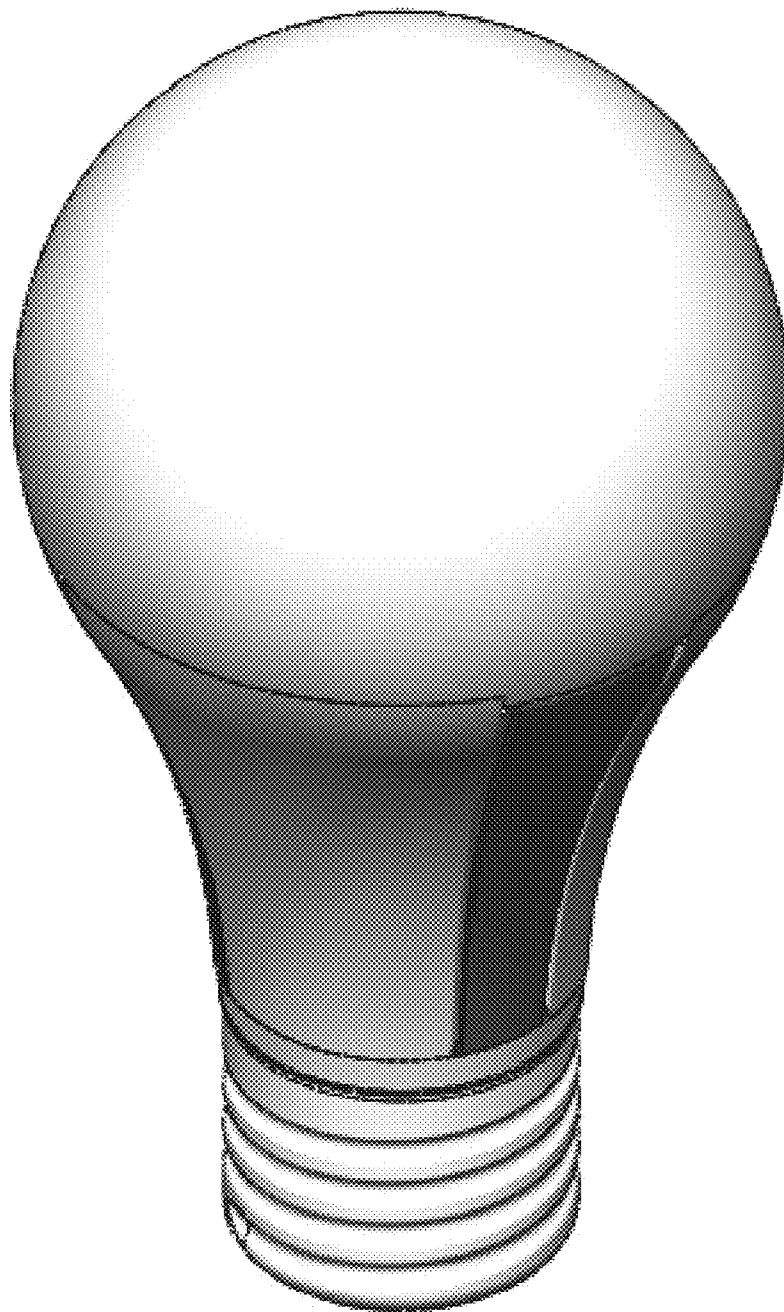


Figure 1

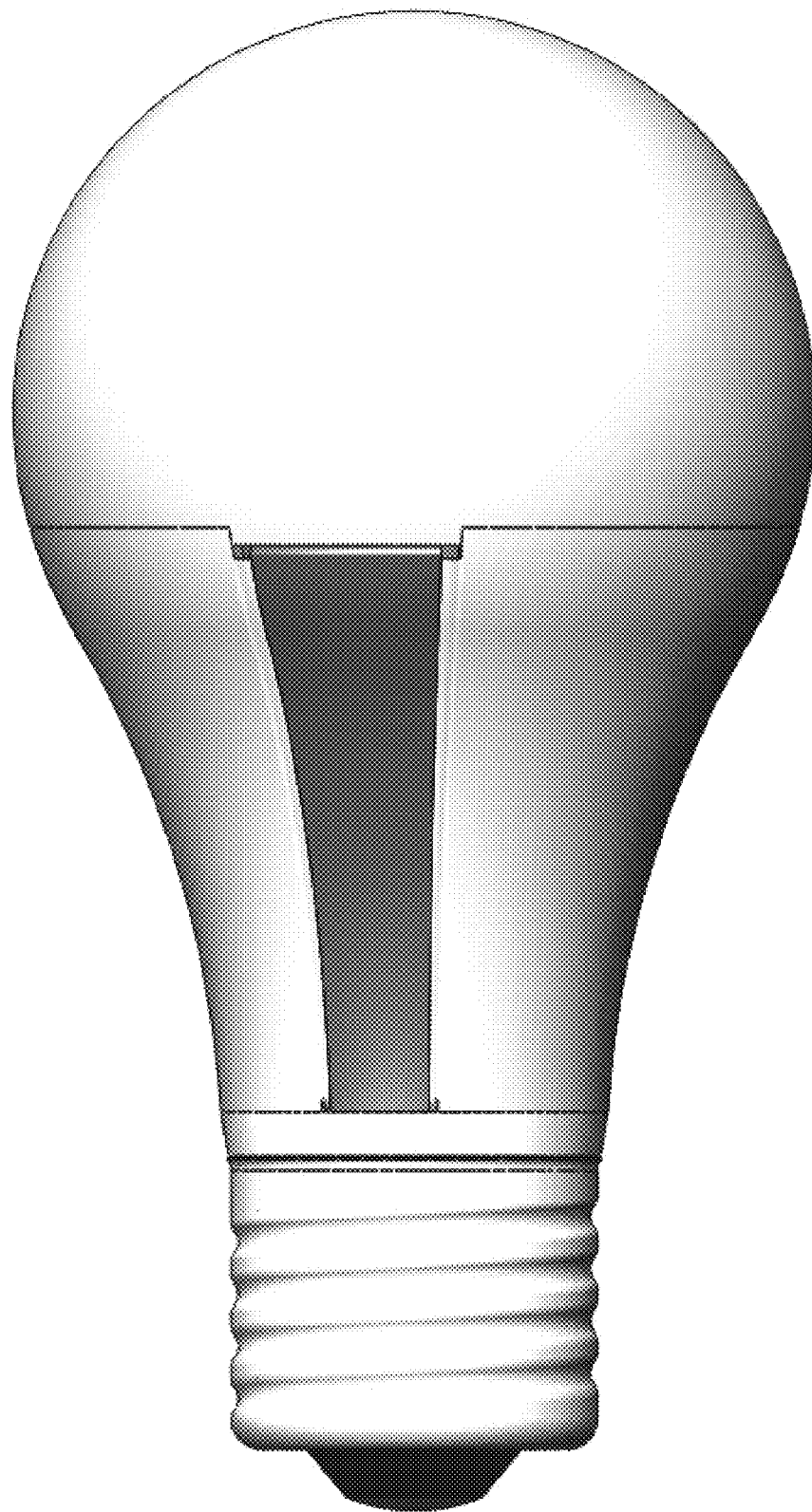


Figure 2




Figure 3




Figure 4